



SUGARCANE HARVESTER A8000 SERIES



SUGARCANE HARVESTER A8000 SERIES. THE EVOLUTION OF THE LEADER.

PIONEERING, REFERENCE AND LEADERSHIP IN THE SUGAR/ ALCOHOL MARKET.

The high performance provided by Case IH sugarcane harvesters results from over 50 years of product research and development, and millions of dollars in investment to offer advanced solutions to the sector.

The technological innovations offered by the harvesters not only provide high productivity and reliability, but also contribute to deliver a raw material according to industry specifications.

Case IH is present where agriculture is the most advanced, and has its global plant installed in Piracicaba, from where it exports its harvesters to five continents. The after sales structure relies on an extensive dealer network.

In 2008, Case IH celebrated the delivery of its 2,000th harvester.

Case IH. Committed to the evolution of the global sugar/alcohol sector.

Case IH once again anticipates market demands by launching the Austoft 8000 series; the latest word in performance, reliability and productivity.

The A8000 series incorporates all the reliability of more than 25 years of the A7000 series with a unique Case IH technological package.

New engine, new cooling system, new chopper, new cab, Case IH AFS (Advanced Farming Systems) solutions, and many other improvements and innovations.




PRODUCTIVITY AND AVAILABILITY FOR YOUR HARVEST.



ENGINE. HIGH TORQUE AND LOW FUEL CONSUMPTION.


NEW ENGINE OPTIONS. PROVEN PERFORMANCE.

Equipped with an electronic engine the Austoft A8000 series offers high performance combined with high torque and low fuel consumption.



Case IH C9 engine: engine manufactured by FPT (Fiat Powertrain Technologies S.p.A.), which supplies engines for all Fiat Group plants, including Case IH, which already has other agricultural equipment fitted with this engine.

NEW COOLING SYSTEM.



GREATER COOLING CAPACITY AND LESS STOPS FOR CLEANING REQUIRED.

The new cooling system features a radiator package (cooling package) that comprises: coolant radiator, hydraulic oil radiator, intercooler and air conditioner condenser.

The system is located on the upper part of the harvester and reduces contact with mineral and vegetable impurities. Moreover, the system exerts positive pressure in the engine box, thus reducing the entrance of impurities. Better engine access is another factor that deserves highlighting in this new design.

To cool the radiators, the incoming air passes through a fixed, wide screen. To keep the air intake screen and radiator cores always clear of impurities, the fan is automatically reversed every 20 minutes.

The operator may also reverse the fan by means of a button in the cab at any time, should the engine coolant and or the hydraulic oil temperatures rise for any reason.

- Radiator package (Cooling Package) located on the upper part of the harvester.
- Positive pressure in the engine box.
- Fixed air intake screen with hinged opening to perform maintenance work.
- Hydraulically driven reversible fan to eliminate impurities accumulated on the air intake screen or the radiator cores.
- Programmed cleaning reversal function every 20 minutes, with the option of changing the frequency and activation by the operator at any time.

Constant cooling capacity

- Highly efficient elimination of impurities.
- Less downtime due to the programmed self-cleaning system.



NEW EXTREME CHOPPER.

HIGHER PRODUCTIVITY, ESPECIALLY IN AREAS OF HIGH YIELD.

The Extreme Chopper allows for faster harvesting including high yielding areas and plant crops. The result is higher productivity and lower fuel consumption (liters/ton of sugarcane harvested).

The Extreme Chopper provides 39% more power compared to previous models, increased chopper speed from 108 rpm to 205 rpm, and billet length adjustment from the cab.



- Simple fastening Heavy Duty chopper flywheel – higher inertia.
- One motor for each drum - longer working life for the gears that work only for the knife synchronisation.

EXTREMECHOPPER

- 39% more power.
- Easier harvesting in plant cane and all areas of high productivity.
- Billet length adjustment from the cab.



NEW CAB. TECHNOLOGY TO MAKE OPERATION, MAINTENANCE AND MANAGEMENT EASIER.

To make operation easier, the new cab allows the operator to control the steering and the transmission electronically through a unique joystick, having eliminated the levers on tracked machines and the steering wheel on wheeled machines. Besides reducing operator effort, this system allows the machine to perform maneuvers in smaller areas without placing excessive loads on the chassis.



The unique Cruise Control provides automatic control and memorization of the ground speed, which increases harvest efficiency.

Another advantage from using the transmission and electronic steering through the joystick is the high precision obtained by the automatic pilot, since communication takes place through modules ("automatic pilot" module and the "transmission and steering" module).



Using a single monitor, the AFS 200, it is possible to view up to 12 indicators per screen, and the customer has 6 screens to be programmed. The AFS 200 allows monitoring of the engine and, through a friendly, interactive interface, also allows to monitor and adjust harvester functions.

The right-hand side console is ergonomically positioned and features switches to activate all harvesting functions, and permit browsing through the monitor. The multifunctional lever allows operation of the suspension and the crop dividers in a simple way, as well as allowing operation of the automatic base cutter depth control (Auto Tracker), amongst other functions.

The factory fitted GPS indicates the harvester ground speed, as well as making possible the geo-referencing of the harvested area working in conjunction with the on board computer (Data Logger).

To make maintenance work easier, the Austoft 8000 series features a fully functional diagnostic facility which sends fault and irregularity messages both about the engine and other harvester components. This provides for faster, more precise diagnosis of faults. The monitor is also a great tool to manage operations. The cab and cab roof are hinged for easy access.

The cab features wiring for radio, CD/MP3 Player and automatic pilot, and fuse panel for all circuits.

BENEFITS

- **Easy access to the engine and components located in the cabin roof.**
- **Reduced time spent on maintenance due to faster, more precise diagnostics.**
- **Easy to install accessories and optional items (example: installation of the automatic pilot – optional – can be done in under 2 hours).**
- **Reduced harvester downtime.**



Right-hand side console with multifunction lever



Electronic engine diagnostic plug



NEW CAB. TECHNOLOGY TO MAKE OPERATION, MAINTENANCE AND MANAGEMENT EASIER.



To make management easier, Case IH is the only harvester manufacturer to make available from the factory an on board computer (Data Logger) that communicates with the best precision agriculture software in the marketplace: Case IH AFS Desktop Software.

The customer has available a broad range of parameters (hydraulic oil temperature, fuel consumption at work, engine rpm, among others), which may be selected and recorded during the work period. All that through an interactive, simple to use interface.



Every three seconds a geo-referenced point is recorded to indicate the situation at that moment for the selected parameters, which allows for the creation of maps and to monitor the mechanized harvesting operation as a whole. The frequency of recordings may also be increased to every two or one second. The data recorded by the on board computer is stored in a pen drive and is later unloaded to and analyzed by the Case IH AFS Desktop Software.

- **Exceptional harvesting operation control tool.**
- **Makes it easier to identify opportunities for improvements in harvesting, logistics, area optimization and operation faults.**
- **Excellent tool to support decision making and planning.**
- **Possibility of grouping up the records into tasks as a function of the operator, area, plantation conditions, sugarcane variety, amongst others.**

GREATER COMFORT AND VISIBILITY.

The operator senses the comfort just by entering the Austoft 8000 series cab. The windshield is very wide with wiper and washer. It features four rear-view mirrors, two being external and split to provide greater visibility and safety in operation.

The operator seat features pneumatic height adjustment, horizontal and lumbar adjustment, armrest and an operator weight indicator scale. The cab also features a training seat, thermal/acoustic insulation, pressurization and air conditioner.

BENEFITS


- **Uninterrupted day and night visibility, to both the front and the rear of the harvester.**
- **The operator does not need to turn his or her body to view the rear of the harvester.**
- **Ergonomically correct layout for all operators.**
- **Large internal space.**
- **Acoustic comfort.**
- **Easier instruction and operational training.**
- **Comfort for the operator in the most diverse operating conditions.**

The lighting project was specifically dimensioned for the sugarcane harvest: it allows the operator clear night vision without blinding the haulout operator.

The ideal location of the monitor and controls allows uninterrupted day and night visibility, and for the operator to follow up on the operation of all harvester functions with minimal effort.



- Cab with uninterrupted visibility and comfort.
- Split external rear-view mirrors.
- Operator seat.
- Training seat.
- External lighting arrangement specifically for sugarcane crops.



SOLUTIONS BY CASE IH AFS (ADVANCED FARMING SYSTEMS).

PRECISE AND CONTROLLED HARVESTING.

With the factory fitted GPS and on board computer (Data Logger), customers have the possibility of monitoring and recording several parameters in a geo-reference fashion, as well as creating analytical reports and maps with the best precision agriculture software in the marketplace, Case IH AFS Desktop.


Additionally, the Austoft 8000 series features the option of the Case IH AFS Guide, automatic pilot that increases day and night operational productivity, contributes to increase the plantation longevity and allows the use of the planting map with a precision of up to 2.5 cm using an RTK antenna.



AFS Desktop Software – creation of analytical reports and maps with the data recorded in the on board computer (Data Logger), among many other possibilities to make management easier.


AFS Guide – Automatic Pilot (optional *kit*) – frees the operator from the steering function increasing work efficiency, including during the night shift. Features the possibility of using the planting map with a precision of up to 2.5 cm when using the RTK antenna, resulting in higher productivity.

***kit* comprising:**
AFS 600 monitor with Touch Screen technology;
Browsing module;
RTK antenna and receiver;
Complementary installation items.





FEEDING SYSTEM. EFFECTIVE IN THE HARSHTEST CONDITIONS.



The crop dividers at 45° are even better. A new shoe with bolted base reduces the need for welding and maintenance in the field and reduces harvester downtime. The rotary cone is smaller to reduce the quantity of soil disturbed.

The side trim knives (factory fitted) sever the tangled stalks from the adjacent row in recumbent cane to avoid stool damage and facilitate constant feeding to the roller train. The side trim knives also feature hydraulic adjustment from the cab and they have had their hydraulic circuit changed from series to parallel to ensure greater efficiency regardless of the power required by the topper.

The vine knives (factory fitted) on the crop divider frames prevent the build up of vines on the crop divider spirals, reducing lost time cleaning.

Knock Down Roller; Inclines the cane stalks, ready for the base cut. Hydraulically adjustable from the cab. In recumbent cane, adjusted correctly, significantly assists in feeding tangled cane to the feed roller train.

The Power Feed Roller has larger slats and fins to provide greater efficiency in guiding and feeding the cane stalks to the feed roller train.

The Base Cutter features larger slats that are bolted to the legs and are easy to replace. As an optional item, Case IH offers a bolted (3 piece) leg, especially for new areas that usually have tree stumps or other foreign objects in the fields.

The Auto Tracker, automatic base cutter depth control (factory fitted), is the only system in the marketplace that works with a reference of base cutter hydraulic pressure and a cut depth memory to ensure a precise, uniform base cut with reduced cane loss and stool root damage.

The Feed Roller motors have less hoses to make maintenance easier, and the new Extreme Chopper is more powerful contributing to increased harvest output in areas of high yield and also plant crops.



Side trim knives



Floating skirts



Top floating feed rollers

- Side trim knives with hydraulic height adjustment.
- Crop dividers with hydraulic tilt.
- New floating skirt design - minimizes the possibility of cane loss when harvesting and improves cane stalk feeding.
- Open Buttlifter Roller to minimize dirt entry and build up of mineral impurities inside the harvester.
- Feed rollers.
- Top floating rollers: Aids the feeding of high volumes of cane stalks.
- Less hoses: easy maintenance.
- Extreme Chopper – more power and productivity when harvesting in high yielding crops.

New crop divider bolted shoe and side trim knife with hydraulic height adjustment.



CLEANING SYSTEM. BETTER CLEANING FOR HIGHER LOAD DENSITY.

The topper is equipped with a new extended mast that allows to cut the tops in the tallest sugarcane varieties. Its new motor is 40% more powerful and increases performance in high yielding crops.

The unique Antivortex system increases the removal of all extraneous matter, and reduces cane loss through the extractor fan. The Anti-Vortex fan increases load density in the transport with it, the power demanded by the primary extractor has been reduced by about 30 hp compared to the conventional system.

A new frame structure with a rectangular profile has been developed to support the primary extractor, increasing the strength of the structure to avoid cracking.

The secondary extractor, with the ability to rotate 360° allows the operator to place the hood in any position to direct the trash away from the transport.

- **Primary extractor with the unique Antivortex design with fan speed and hood position adjustment made from the cab.**
- **Heavy duty wear ring: longer component working life.**
- **Topper: Sever the cane tops and throws them clear of the harvest area.**



- **The top shredder (optional) cuts and shreds the leaf and the tops into 10 mm pieces and distributes them over the ground evenly.**

UNLOADING SYSTEM. STURDINESS AND RELIABILITY.



The elevator features a reinforced structure and is fitted with the “Back-Hoe” slewing system from the Case 580M backhoe loader and the A7000 series harvester that is reliable and renowned worldwide.

Its perforated flooring contributes to cleaning of the billets. Its top extension of 300 mm (standard), reduces stamping, distributes the load better and allows for greater flexibility for positioning the output. The same benefits are provided by the top extension of 600 mm, totalling 900 mm (optional).

2-hose plumbing for the oil flow to the top of the elevator, reduced the number of connections and lessened the risk of leaks. A spring loaded bin guard provides protection against contact with the transport bin which prolongs the working life of the structure. The hydraulically actuated flap allows for better load distribution in the transport.

The chain tension adjustment system with adjusting bolts, provides greater precision and makes it easier to adjust the chains. The head shaft with greater diameter reduces billet carry-over.



- High chain speed: high productivity.
- Chain adjustment with a bolt: less need for maintenance and greater adjustment precision.
- Extension (optional): longer reach and less stool compaction.

- Spring loaded bin guard – increase elevator structure working life.
- Hydraulically actuated flap – better load adjustment.



HYDRAULIC SYSTEM. CHASSIS. MODELS.

HYDRAULIC SYSTEM. OPTIMIZED, EFFICIENT AND RELIABLE.

Case IH pioneered with the introduction of hydraulic systems on sugarcane harvesters and permanently invests in simplifying and improving the efficiency of such systems.

In the Austoft 8000 series, the hydraulic system has been optimized with a new layout and smaller number of hoses. This way, there is less exposure and interference, reduced incidence of ruptures and stoppages to repair the system.

All of the oil in the hydraulic system is filtered by the return filters before going back into the tank. The filtering elements are made of inorganic glass fibre and features a filtering capacity of 10 microns absolute.

The A8000 series hydraulic system comprises two 3-stage pumps to feed the entire industrial part of the harvester and two pumps with electronic adjustment to activate the transmission.



New 3-stage Parker Pump – greater oil flow to the chopper motors.





CHASSIS. RELIABILITY ON MORE THAN 2,500 HARVESTERS.

The Austoft 8000 Series Case IH sugarcane harvesters feature in their structure many components from the A7000 Series, which is a product with more than 25 years of life and, only in Brazil, more than 2,500 harvesters produced (tradition and reliability). The chassis is one of those components.

- The “Wide Throat” chassis with a front opening of 1.10 meter.
- Reinforced where necessary through structural analysis (finite elements).
- Fuel and hydraulic oil tanks integrated into the chassis
 - greater stability regardless of the fuel and hydraulic oil levels.



MODELS.

A8000 - TYRES

- Lower maintenance cost.
- Higher travel speed (20 km/h).

A8800 - TRACKS

- Greater traction capacity.
- Greater stability.
- The shoes are designed for agriculture and minimize compactions of the root zones.

SUGARCANE HARVESTER. A8000 SERIES



- 1 Topper** – Cuts the sugarcane leaf and tops, discarding them clear of the harvest area. The shredder (optional) not only cuts, it also shreds the leaf and tops into 100 mm pieces.
 - New topper motor is 40% more powerful.
 - New extended mast.
 - Greater efficiency in the highest, heaviest sugarcane plantations.
- 2 Side Trim Knives** – Feature 8 knives and hydraulic position adjustment, cuts the ends of tangled, sugarcane stalks that were not separated by the crop dividers preventing the stools in the adjacent rows from being pulled from the field.
 - New hydraulic circuit in parallel.
 - Guaranteed power regardless of other circuits.
- 3 Crop Dividers** – Gently raise and separate the row of sugarcane – being harvested – from the adjacent rows to minimize stool damage. Each crop divider comprises two cylinders (spirals) that turn in opposite directions to separate the rows.
 - New rotary cone dimension.
 - New bolted base shoe.
 - Less moving of earth and maintenance requirement.
- 4 Knockdown Roller** – Guides and tilts the sugarcane stalks to be cut making the cutting and feeding operation of the machine easier. Hydraulically adjusted from the cab.
- 5 Power Feed Roller (finned)** – Assists feeding the sugarcane stalks to the base cutter. Features fins that contribute to untangling interwoven sugarcane.
 - New, larger dimension slats.
 - Higher feeding efficiency.
- 6 Base Cutter** – Cuts the sugarcane stalks at the ground level and guides their lower end to the butt lifter roller. The Auto Tracker (factory fitted) automatically controls base cut depth.
 - New bolted base cutter leg slats.
 - New (3 piece) boltable leg (optional).
 - Better feeding.
- 7 Butt Lifter Roller** – Lifts the stalks cut by the base cutter and guides the stalks into the machine up to the feed rollers. Features open slats that allow for removing a large part of the soil stuck to the cut sugarcane.
- 8 Feed Rollers (roller train)** – Transport and horizontally distributes the sugarcane stalks up to the chopper drums. Fundamental for cleaning the soil from the sugarcane stalks.
 - Less hoses.
 - Easy maintenance.
- 9 Choppers** – Cuts the sugarcane and throws the billets to the primary extractor chamber. Drums with 3 or 4 knives.
 - More power – 39% more.
 - New motors.
 - Greater feeding efficiency in high yielding crops.
- 10 Elevator bowl** – Receives the sugarcane billets coming out of the chopper and feeds the elevator.
- 11 Primary Extractor** – Cleans the billets, removes the trash and other impurities. It features a 4 blade fan with a revolutionary design and unique Antivortex system.
 - New unique Heavy Duty wear ring.
 - New support structure for the extractor arm.
 - Longer component life.
- 12 Elevator** – Carries the billets via chain and flights up to the secondary extractor. It has a perforated floor to allow for dirt and impurities to be removed.
- 13 Elevator Slew Table** – Turns the elevator 170° for unloading either side. “Back Hoe” design slew table.
- 14 Secondary Extractor** – Performs a second cleaning of the billets by removing any remaining dirt and trash and ensuring cleaner sugarcane.
- 15 Bin Flap** – Directs the unloading of the sugarcane billets helping to level the load.
- 16 New Cab** – Designed for increased comfort and easier harvester operation. Ergonomically positioned controls with activation of the transmission and steering by a joystick.
 - Factory fitted GPS and on board computer.
 - Greater comfort and visibility.
 - Easy maintenance.
 - New lighting arrangement specific for sugarcane.
- 17 Engine** – Case IH C9, 9 liters, Tier III 353 hp @ 2,100 rpm, turbo charged with Common Rail electronic injection system.
- 18 Cooling System: Cooling Package** – New design with the radiator package located on the upper part of the harvester to reduce contact with mineral and vegetable impurities. Wide air intake area with hydraulic/reversible fan drive (self-cleaning system).

THE FORCE FROM CASE IH FOR THE SUGAR/ALCOHOL SECTOR.

Case IH is a global reference in state-of-the-art technology, performance, and productivity in agricultural mechanization. Its product line is present in more than 160 markets on the five continents, offering advanced solutions from planting to harvesting.

With 39 factories and 26 research and development centers around the world, Case IH maintains an extensive network of dealers with specialized services, genuine parts, and advanced customer service to ensure the reliability of its brand, efficiency of its equipment, and the best productivity of the agribusinessman.



AN ADVANCED SYSTEM FOR ENSURING HIGH PERFORMANCE OF THE AGRIBUSINESS.

All over the world, agribusinessmen can count on Case IH for technological innovations, advanced solutions and professional technical support.

Built in the Piracicaba Case IH plant in Brazil, along with Case IH range of planters and sprayers, and known as the super machines of the sugarcane fields, Case IH sugarcane harvesters lead the world, delivering versatility, performance and reliability to those who demand more.

Whether your core business is the sugar or the alcohol production, Case IH is always ready to provide you not only with the best cane-harvesting technology and dependability, but also with a worldwide network of dealers, parts depots and service workshops, all working together to increase your profitability and assure your peace of mind.

CASE IH ADVANCED SUPPORT.

Case IH has an after-sales superstructure with specialized technical assistance and two logistics centers for supporting the client. For a fast and precise customer service experience, dealers and factories exchange technical experiences through Asist, an exclusive program via Internet.



SPECIFICATIONS.

Engine

Case IH C9 - Rated/maximum power: 353 hp (260 kW) @ 2,100 rpm
Cylinders: 6 in line. Aspiration: turbo *aftercooler*. Cylinder displacement: 9 l
Injection system: Common rail, Tier 3. Alternator: 185A 12V.

Cooling System

Radiator package (Cooling Package)

Location: upper part of the machine chassis

Fixed screen with wide air intake

Fan with hydraulic and reversible drive

Operator Cab

Two doors

Air conditioner and heater

Air suspended seat

Training seat

Ergonomically positioned controls

AFS 200 Monitor

Engine monitoring fully integrated with the monitor

Monitoring of all harvester functions integrated with the monitor

Customizable screens

Irregularity or fault warning through the monitor

Integrated on board computer (Data Logger)

Emergency stop in the absence of operator system

Windshield wiper and washer

Rearview mirrors (2 external split)

Cab and instrument panel illumination

Electronic steering and transmission with a *joystick*

Multifunctional lever to control the functions below:

- basecutter height;
- top cutting and row dividers;
- activation of the industrial.

Fuse panel for all of circuits

Reverse alarm with safety light

Safety rotating beacon light

8 Quartz halogen headlights mounted on cab.

Hinged cab

Cab prewired for radio

Cab prewired to install the automatic pilot

Transmission

Hydrostatic with variable speed forward and reverse

Operation: electronic control via CAN

Machine speed with tires: 0 to 20 km/h

Machine speed with tracks: 0 to 9 km/h

Brakes

Multiple disks - automatic operation with loss of pressure or engine shut off

Manual parking brake

Cab pedals with independent activation (A8000)

Hydraulic System

With manifold control blocks

All the oil is filtered before returning to the tank

Hydraulic tank with lockable cap

In line filters for the entire hydraulic system

Specific filters for second filtering of transmission hydraulic oil

Traction lock control (A8000)

Crop Dividers

Auxilliary side dividers

Tilt angle: 45°

Vertical side trim knives

Tilt angle adjusment: hydraulic activated from the cab

Height adjustment: hydraulic activated from the cab

Hydraulic operated Knock down roller

Fixed knock down roller: available via parts (DIA Kit)

Floating skirts

Bolted bottom wear shoe

Elevator

Track drive: Hydraulic and reversible

Unloading to any side or backwards

Extension: 300 mm (*standard*)

Flap with hydraulic activation

Protection plate against efforts on the output with springs

Chain tension adjustment with a bolt

Total turning angle: 170°

Perforated base

Slew Table: Back Hoe type

Width: 850 mm

Frame: tubular

Reinforced slats

2 Quartz halogen headlights mounted on elevator.

Primary Extractor

Hydraulically driven hood slew

Fan diameter: 1,280 mm

Propeller mounted direct to the hydraulic motor

Revolutions: 600 to 110 rpm

Number of blades: 4

Revolution adjustment from the cab

Wear ring: Heavy Duty

Design: Antivortex

Secondary Extractor

Fixed speed

Hood slew: hydraulic

Turning angle: 360°

Number of blades: 3

Fan diameter: 940 mm

Topper

Hydraulic accumulator with nitrogen load

Number of blades: 8

Separator drum: bi-directional

Height variation: 900 to 4,000 mm

Hydraulic height adjustment

Shredder: optional

Number of shredder blades: 34

Basecutter

Legs with wide, bolted cleats

Drive: Hydraulic and reversible

Number of discs: 2 (dismountable)

Number of knives per disk: 5 (replaceable)

Distance between center of disks: 630 mm

Automatic basecutter height controller (Auto Tracker): *standard*

SPECIFICATIONS.

Side trim knife

Hydraulic height adjustment activated from the cab (optional)

Serrated triangular knife in hardened steel

Number of knives per disc: 8

Choppers

Number of knives per drum: 3

Drum diameter: 380 mm

Thrower rubbers: *standard*

Adjustable deflector plate

Drive: hydraulic and reversable

Blade width: 65 mm (replaceable)

Billet length adjusted from the cab

Tires

Front: 400/60 x 15.5 - 14 ply / 10.5/80 x 18 - 12 ply (optional)

Rear: 23.1 x 26 - 16 ply Agriculture / 23.5 x 25 - 12 ply Scraper (optional)

Tracks

Type of chain: greased

Shoes in agricultural *design*

Shoe width: 457 mm (18" bent or straight)

Guides: Heavy Duty

Knock Down Roller

Drive: hydraulic and reversable

Hydraulic height adjustment activated from the cab

Width: 1,080 mm

Finned Feed Roller

Drive: hydraulic and reversable

Increased slat heights

Kit for severe conditions: available via parts

Width: 1,080 mm

Feed Rollers

Number of feed rollers including the buttlifter roller: 11

Drive: hydraulic and reversable

Floating top rollers

Width: 900 mm

Buttlifter Roller

Drive: hydraulic and reversable

Hollow fins

Width: 900 mm

Capacities

Fuel: 480 L

Hydraulic oil: 480 L

Optional Features

Shredder Topper

3-piece basecutter leg (bolted)

Elevator extension (900 mm top part)

Case IH AFS Guide Automatic Pilot

Track with greased chain: 406 mm - 508 mm
559 mm bent grousers



Sealed lubricated track: 406 mm - 457 mm -
508 mm - 559 mm bent grousers
457 mm straight grousers

Chopper with 4 knives

Machine weight

A8000: 15,000 kg

A8800: 18,300 kg



CASE IH: FOR THOSE WHO DEMAND MORE

WWW.CASEIH.COM



SAFETY NEVER HURTS!™ Always read the Operator's Manual before operating any equipment. Inspect equipment before using it, and be sure it is operating properly. Follow the product safety signs, and use any safety features provided.

This literature has been published for worldwide circulation. The standard and optional equipment and the availability of individual models may vary from one country to the next. Case IH reserves the right to undertake modifications without prior notice to the design and technical equipment at all times without this resulting in any obligation whatsoever to make such modifications to units already sold. Whilst every effort is made to ensure that the specifications, descriptions and illustrations in this brochure are correct at the time of going to press, these are also subject to change without prior notice. Illustrations may show optional equipment or may not show all standard equipment.

Case IH recommends **AGCO** lubricants

CNH International S.A. - Network Development & Advertising - Riva Paradiso, 14 - 6902 Paradiso-Lugano Switzerland

© 2010 CASE IH - Visit our website: **www.caseih.com** - Send us an e-mail: **International@cnh.com**

Published by CNH INTERNATIONAL SA. Communications & Advertising - 02/10 - Cod. N. IR0201C/INB



INTERNATIONAL

